

Products /  **CASTALDI** / ICE D64 / D64 ICE 30mm FULL EFFECT / D64/3-03-1LWW-FE

## ICE D64 D64/3-03-1LWW-FE

### TECHNICAL DATA

#### GENERAL

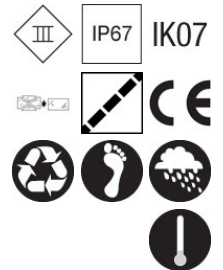


Item code	D64/3-03-1LWW-FE
Place installation	outdoor
Name	D64 ICE 30mm FULL EFFECT / D64/3-03-1LWW-FE ground recessed, wall recessed, ceiling recessed, wall mounted
Environments	façades and architectural works, wellness, hallway, industrial areas



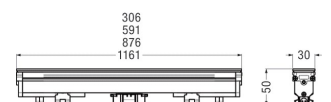
#### PHYSICAL

Installation type	ground recessed, wall recessed, ceiling recessed, wall mounted
Mounting type	surface, with rough-in housing
Screws	AISI 304 stainless steel screws.
Seals	Silicone Rubber.
Temperature glass	40°C
Body	Natural anodised extruded aluminium structure. Die- cast aluminium end caps. Installation kit with harmonic steel springs.




#### DIMENSIONS

A: Total width device (mm)	30
L: Total length device (mm)	306
H: Total height device (mm)	50
Built-in shaped	Rectangular
Weight (kg)	0,6



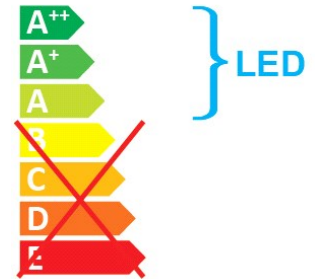
#### OPTICAL SYSTEMS

Opening beam	FE Full Effect
Diffuser	Tempered safety glass - 10 mm thickness, mechanical and thermal shock resistant.



## ENERGY SAVING

This luminaire contains built-in LED lamps  
The lamps cannot be changed in the luminaire



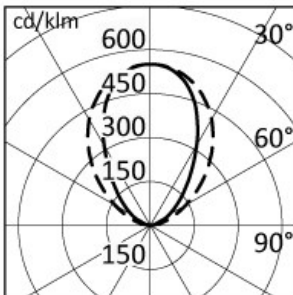
## SOURCES

Source Type	Source Power	System Power	Source	Lamp Socket	Sources Temperature Colour	Nominal Flux	Output Flux	Source description
LED	-	4,5W	-	-	3000K	-	183 lm	-

## ELECTRICAL

Ballast type	Electronic
Mounting ballast type	Remote
Line input	Looping facility with IP67 patented fast connector
Voltage	21-25V-DC
Wiring	Remote electrical harness wired for 220-240V-AC 50-60Hz, 24V-DC output (accessories to be ordered separately). Integrated through wiring.

## PHOTOMETRICS



h (m)	Ø (m)	7=0.0 α=33°	Ø (m)	7=0.0 β=45°	Emed(lx)
1.00	1.31		2.01		45
2.00	2.63		4.03		11
3.00	3.94		6.04		5
4.00	5.26		8.05		3
5.00	6.57		10.07		2

## NORMS / DIRECTIVES

Norms	EN 60598-1, EN 60598-2-13
Directives	2014/35/UE, 2014/30/UE

## ACCESSORIES

## OPTIONAL ACCESSORIES

### Electrical

Accessory code	D64/LC-03
Technical description	Loop cable 306mm.
Weight (kg)	0.2



Accessory code	D64/SC-05
Technical description	Starting cable 5m + end wiring cap.
Weight (kg)	0.6



Accessory code	D64/SC-10
Technical description	Starting cable 10m + end wiring cap.
Weight (kg)	1.1



Accessory code	D64/SC-15
Technical description	Starting cable 15m + end wiring cap.
Weight (kg)	1.6



Accessory code	D64/D100-01
Technical description	Extraction key + Electronic power supply designed to mount on a DIN standard profile 120W - Vin=100~264V-AC 47~63Hz Vout=24V.
A: Total width device (mm)	125



**Accessory code** D64/D300-01

**Technical description**  
Extraction key + Electronic power supply designed to mount on a DIN standard profile 240W - Vin=100~264V-AC 47~63Hz Vout=24V.

**A: Total width device (mm)** 125



**Accessory code** D64/D100D-02

**Technical description**  
Extraction key + Electronic power supply IP65 100W Dimm DALI - Vin=230-264V-AC Vout=24V.

**A: Total width device (mm)** 40



**Accessory code** D64/D150-02

**Technical description**  
Extraction key + Electronic power supply IP65 150W - Vin=230-264V-AC Vout=24V.

**A: Total width device (mm)** 68



**Accessory code** D64/D25D-03

**Technical description**  
Extraction key + Electronic power supply 20W Dimm DALI - Vin=230-264V-AC Vout=24V

**A: Total width device (mm)** 67



**Accessory code** D64/D50D-03

**Technical description**  
Extraction key + Electronic power supply 60W - Vin=230-264V-AC Vout=24V.

**A: Total width device (mm)** 79



## Mounting

Accessory code	D64/3-K
Technical description	Extraction key.
Weight (kg)	0.2
Body	AISI 316 stainless steel.



Accessory code	D64/3-FX14
Technical description	Corrugated conduit holder.
Weight (kg)	0.2
Body	AISI 316 stainless steel.



Accessory code	D64/3-FX16
Technical description	Pair of adjustable plates for poured concrete.
Weight (kg)	0.5
Body	AISI 316 stainless steel.



Accessory code	D64/3-FX17
Technical description	Pair of adjustable plates for masonry cutting.
Weight (kg)	0.2
Body	AISI 316 stainless steel.



Accessory code	D64/3-FX02
Technical description	Plate for 180° fixing with screws.
Weight (kg)	0.2
Body	AISI 316 stainless steel.



Accessory code	D64/3-FX03
Technical description	Plate for 90° fixing with screws.
Weight (kg)	0.2
Body	AISI 316 stainless steel.



## Recessed mounting in plasterboard

Accessory code	D64/3-03-CC1
Technical description	Plasterboard rough-in housing L=308mm.
A: Total width device (mm)	79
Built-in depth (mm)	55
Weight (kg)	0.4
Body	Corrosion resistant anodized aluminium body.



Accessory code	D64/3-03-CC3
Technical description	Plasterboard rough-in housing corner 90° 2x306mm.
A: Total width device (mm)	365
Built-in depth (mm)	104
Weight (kg)	0.7
Body	Corrosion resistant anodized aluminium body.



Accessory code	D64/3-FX09
Technical description	Pair of end caps for plasterboard rough-in housing.
Weight (kg)	0.2
Body	AISI 316 stainless steel.



## Recessed mounting with Frame

Accessory code	D64/3-03-CF
Technical description	Rough-in housing with frame L=308mm.
A: Total width device (mm)	35
Built-in depth (mm)	55
Weight (kg)	0.4
Body	Corrosion resistant anodized aluminium body.



Accessory code	D64/3-FX05
Technical description	Pair of end caps for rough-in housing with frame.
Weight (kg)	0.2
Body	AISI 316 stainless steel.



## Trimless recessed mounting

Accessory code	D64/3-03-CN
Technical description	Trimless rough-in housing L= 306mm.
A: Total width device (mm)	30
Built-in depth (mm)	55
Weight (kg)	0.3
Body	Corrosion resistant anodized aluminium body.



## Wall surface mounting

Accessory code	D64/3-03-CWS-GR
Technical description	Wall housing for single installation -GR GRAPHITE. L=312mm.
A: Total width device (mm)	35
Built-in depth (mm)	55
Weight (kg)	0.4
Body	Housing made of extruded aluminium powder-coated. Aluminum end caps painted in the same colour as the housing. Sheet-steel gear tray in graphite painted finish.





Accessory code	D64/3-03-CW-GR
Technical description	Wall housing for multiple aligned installation -GR GRAPHITE. L=308mm.
A: Total width device (mm)	35
Built-in depth (mm)	55
Weight (kg)	0.4
Body	Housing made of extruded aluminium powder-coated. Aluminum end caps painted in the same colour as the housing. Sheet-steel gear tray in graphite painted finish.



Accessory code	D64/3-FX10-GR
Technical description	Pair of end caps for wall housing -GR GRAPHITE.
Weight (kg)	0.2
Body	Housing made of extruded aluminium powder-coated. Aluminum end caps painted in the same colour as the housing. Sheet-steel gear tray in graphite painted finish.



Accessory code	D64/3-03-CWS-B
Technical description	Wall housing for single installation -B WHITE. L=312mm.
A: Total width device (mm)	35
Built-in depth (mm)	55
Weight (kg)	0.4
Body	Housing made of extruded aluminium powder-coated. Aluminum end caps painted in the same colour as the housing. Sheet-steel gear tray in white painted finish.



Accessory code	D64/3-03-CW-B
Technical description	Wall housing for multiple aligned installation -B WHITE. L=308mm.
A: Total width device (mm)	35
Built-in depth (mm)	55
Weight (kg)	0.4
Body	Housing made of extruded aluminium powder-coated. Aluminum end caps painted in the same colour as the housing. Sheet-steel gear tray in white painted finish.



Accessory code	D64/3-FX10-B
Technical description	Pair of end caps for wall housing -B WHITE.
Weight (kg)	0.2
Body	Housing made of extruded aluminium powder-coated. Aluminum end caps painted in the same colour as the housing. Sheet-steel gear tray in white painted finish.



Accessory code	D64/3-FX11-GR
Technical description	Pair of brackets 70mm long for wall housing -GR GRAPHITE.
A: Total width device (mm)	70
Weight (kg)	0.3
Body	AISI 304 stainless steel painted in graphite.



Accessory code	D64/3-FX12-GR
Technical description	Pair of brackets 250mm long for wall housing -GR GRAPHITE.
A: Total width device (mm)	250
Weight (kg)	0.5
Body	AISI 304 stainless steel painted in graphite.



Accessory code	D64/3-FX11-B
Technical description	Pair of brackets 70mm long for wall housing -B WHITE.
A: Total width device (mm)	70
Weight (kg)	0.3
Body	AISI 304 stainless steel painted in white.



Accessory code	D64/3-FX12-B
Technical description	Pair of brackets 250mm long for wall housing -B WHITE.
A: Total width device (mm)	250
Weight (kg)	0.5
Body	AISI 304 stainless steel painted in white.



<b>Accessory code</b>	<b>D64/3-FX13</b>
<b>Technical description</b>	<b>Pair of hold brackets for wall housing (to use onto plane surfaces).</b>
<b>Weight (kg)</b>	<b>0.2</b>
<b>Body</b>	<b>AISI 316 stainless steel.</b>

